Report on test in accordance
with O.E.C.D. STANDARD CODE

O.E.C.D. No. **842**

Agricultural Tractor DEUTZ D 4507 (2WD)
type denomination D 4506

Manufacturer
Klöckner-Humboldt-Deutz AG
D-5000 Köln-Deutz

Deutsche Landwirtschafts-Gesellschaft e. V.
Zimmerweg 16 · D-6000 Frankfurt a. M. 1
Telefon: (0611) 71 68-0 Telex 04 131 85 dlg-d

This bulletin is based on engineering tests in accordance with the O.E.C.D. STANDARD CODE for the Official Testing of Agricultural Tractor Performance. It does not contain an evaluation of the tractor performance on practical work.

Duration of Tests: January till April 1982
DLG-Testing-Station for Agricultural Machinery, Max-Eyth-Weg 1,
D-6114 Groß Umstadt

This report has been approved by the O.E.C.D. Coordinating Centre (C.N.E.E.M.A., France) as being in accordance with the O.E.C.D STANDARD CODE.

Date of Approval: 14th September 1982 O.E.C.D No. 842

Since 20th May 1982 the manufacturer has changed the tractor make from DEUTZ to DEUTZ-FAHR. All other datas remain unchanged.

In this report all performance characteristics are given corresponding to the International System of Units.

The reference to the former used Technical System of Units is given by the following relations:

Forces	1 daN = 10 N	= 1,02 kp	or 1 kp	= 0,981 daN
Powers	1 kW	= 1,36 PS	or 1 PS	= 0,736 kW
Pressures	1 bar	= 1,02 kp/cm²	or 1 kp/cm²	= 0,981 bar
	1000 mbar = 750,1 mm Hg			

All rights including the right of translation, reprint and photomechanical copying – also of excerpts – reserved by the DLG.

Printed in the Federal Republic of Germany

October 1982; DLG-No. 176

TABLE OF CONTENTS

	Page
SPECIFICATION OF TRACTOR	4 to 12
TEST CONDITIONS	12 and 13
COMPULSORY TESTS	
(1) Main power take-off performance	14 to 17
(2) Drawbar performance on a concrete track	18 and 19
(3) Turning space and turning circle	20
(4) Location of centre of gravity	20
(5) Braking	21
(6) Measurement of external noise level	22
(7) Noise measurement at the driver's ear	22
(8) Power lift and hydraulic pump performance	23 and 24
OPTIONAL TESTS	
(9) Engine performance	25 to 28

PRÜFUNGS-ABTEILUNG

DEUTZ D 4506 Test No. 80-128

Tractor manufacturer:	KLÖCKNER-HUMBOLDT-DEUTZ AG D-5000 Köln-Deutz
Submitted for test by:	Manufacturer
Selected by:	Manufacturer with agreement by DLG
Place of running in:	Köln and Groß-Umstadt
Duration of running in:	Engine and tractor appr. 100 hours

SPECIFICATION OF TRACTOR

Tractor

Make:	DEUTZ
Trade name:	D 4507
Type denomination:	D 4506
Type:	Wheel tractor, unit construction, rear wheel driven
Serial No.:	7548 2241

Engine

Make:	DEUTZ
Model:	F3L 912
Type:	4-stroke Diesel-engine, direct injection, air cooled
Serial No.:	6446 426
Cylinders:	3, in-line, bore 100 mm, stroke 120 mm; displacement 2827 cm^3, compression ratio 17; replaceable ribbed cylinders
Valves:	Overhead
Fuel system:	PIERBURG fuel feed pump PE 15252 BOSCH in-line injection pump PES 3A 80D 410/3 RS 1324; manufacturer's production setting 43,9 mm^3/stroke at rated engine speed and full load; start of pump delivery 28° before TDC; BOSCH multihole injection nozzles DLLA 149 S 774 injection pressure 175 + 8 bar; MANN fuel filter, replaceable; capacity of fuel tank 70 l
Governor:	BOSCH mechanical variable-speed governor EP/RSV 325-1150 A8B 657 DL, governed range 700 to 2410 rev/min; rated engine speed 2300 rev/min

PRÜFUNGS-ABTEILUNG
DEUTZ D 4506 Test No. 80-128

Air cleaner: DEUTZ-SICCOPUR
dry paper element filter with precleaner
and replaceable cartridge,
electrically operating maintenance indicator

Exhaust silencer: ROTH
multichamber absorption-expansion type
silencer 125 to 60 mm dia, 800 mm long,
on the left hand side above engine bonnet;
mouth showing upwards, 2352 mm above ground

Lubrication system: Forced feed with gear pump,
strainer in sump;
MANN oil filter in full flow with by-pass valve,
filter replaceable;
change period 200 operating hours, oil capacity
7,5 l
recommended oil qualities and oil change
periods:

API-CC change every 100 operating hours
API-CD change every 200 operating hours

specified oil viscosities:

below	- 5°C			SAE 10W
over	-10°C	to	+10°C	SAE 20W/20
over	+ 5°C	to	+30°C	SAE 30
over	+25°C			SAE 40

Cooling system: Air cooling
V-belt driven axial blower

Starting system: Electrical
BOSCH solenoid pre-engaged-drive starting
motor JD 12 V 3 kW;
BOSCH flame glow plug in intake manifold

Electrical equipment: 12 Volt, negative earth;
BOSCH 3-phase alternator
G1-14V 33A 27, 462 W;
1 lead acid battery,
110 Ah at 20 hours rating

Transmission

Clutch:	LAMELLEN UND KUPPLUNGSBAU GMBH DT 225/225 G dry dual disc clutch: travel drive pedal operated, disc 225 mm dia p.t.o. drive hand lever operated, disc 225 mm dia
Gear box:	DEUTZ TW 35.2 speed change gear with 4 forward speeds and 1 reverse speed, 1st, 2nd and reverse speed sliding gear shifted, 3rd and 4th speed collar shifted; group gear with 2 groups (L and S), L-group sliding gear shifted, S-group collar shifted; totally 8 forward and 2 reverse speeds
Rear axle and final drive:	DEUTZ bevel gear drive to intermediate shaft, cylindrical gear transmission from intermediate shaft to bevel gear differential with lock on rear axle; differential lock pedal operated, self disengaging
Front axle:	Not propelled
Gear lubrication:	Oil capacity for complete gearbox, rear axle included 18 l, recommended oil gear oil SAE 90 API-GL 4 or engine oil SAE 20W/20 API-CC or API-CD oil change every 1000 operating hours

PRÜFUNGS-ABTEILUNG
DEUTZ D 4506

Test No. 80-128

Total ratios and speeds (tyres 14.9 - 28)

Group	Gear	Total ratio engine : driving wheels	Nominal travelling speed*) at rated engine speed km/h
Forward speeds			
L	1	292,25	1,90
	2	218,03	2,55
	3	142,64	3,89
	4	100,28	5,53
S	1	66,87	8,30
	2	49,88	11,12
	3	32,64	17,00
	4	22,94	24,19
Reverse speeds			
L	R	218,03	2,54
S	R	49,88	11,12

*) calculated with the radius index 640 mm

Power-take-off

Independent p.t.o.
driven by the second disc of the dual disc clutch;
at rear of tractor in tractor's median plane,
593 mm above ground,
404 mm behind rear axle centre line,
35 mm dia, 6 splines ISO 500/DIN 9611 type 1

2 speeds are preselectable by hand lever:

540 rev/min p.t.o.
598 rev/min at rated engine speed,
standard p.t.o. speed 540 rev/min at engine speed 2077 rev/min

1000 rev/min p.t.o.
1077 rev/min at rated engine speed,
standard p.t.o. speed 1000 rev/min at engine speed 2136 rev/min

sense of rotation clockwisely, viewed from tractor rear

Power lift	DEUTZ K 45 DEUTZ-TRANSFERMATIC-System hydraulic power lift in unit construction; draft- and position control, floating position; top link sensing
Hydraulic system:	Open centre system; PLESSY gear pump M 8 KS 14 directly driven by engine; delivery 36 l/min at rated engine speed, hydraulic oil filter incorporated in power lift unit, filter change period 500 operating hours DEUTZ-control valve; maximum working pressure 175 + 8 bar, single acting cylinder with 90 mm bore and 152 mm stroke; overpressure relief valve in cylinder set to 240 + 70 bar 1 single acting additional DEUTZ-control valve with oil tap and return pipe at rear of tractor; maximum 3 single or double acting additional control valves available hydraulic oil reservoir with 14 l capacity in power lift unit; by oil tap may be taken off 7 l if tractor is standing or travelling
Hydraulic oil:	Recommended engine oil SAE 20W/20 or SAE 10W API-CC or API-CD oil change at least once a year or every 1000 operating hours

Implement linkage: Three point linkage, joint balls according to ISO 730/I category 1;
lift rods adjustable from 520 to 650 mm;
with mean length 585 mm of lift rods lifting range above ground from 241 to 840 mm

Pull attachment

Trailer hitch: DEUTZ
AK 56, non automatical;
height above ground adjustable to 745 or 802 mm by shifting;
coupling pin 32 mm dia;
distance of hitch hole centre:
to rear axle centre line 496 mm
to p.t.o. shaft end 92 mm;
permissible vertical load 1250 kg

automatical trailer hitch optionally available

Swinging drawbar: Optional, not fitted on tractor tested

Drawbar: Short bar, fitted on clevis of lower links of three point linkage;
length between the joint balls 680 mm, thickness 30 mm, width 70 mm;
centre hole and 3 holes in 80 mm distance each on either side, all holes 22 mm dia;
distance of holes' centre line with lower links in horizontal position:
from rear axle centre 905 mm
from p.t.o. shaft end 501 mm

with lift rods mean length 585 mm:
height above ground adjustable by power lift in the range from 256 to 855 mm;
the drawbar may be mechanically hydraulically fixed in the height of 520 mm above ground

this datas were determined at the surface of these bar

Towing hitch: Height above ground 610 mm

Steering

ZAHNRADFABRIK FRIEDRICHSHAFEN
7328
mechanical, acting on front axle

Brakes

Parking brake: Internal shoe type brake
operated by hand lever with ratchet;
1 brake drum on intermediate shaft,
on the right outside of gearbox

brake drum 180 mm dia, 30 mm width

Service brake: PERROT
pedal operated muscle power brake with
mechanical transmission;
internal show type brakes acting on the
differential half shafts of rear axle,
1 brake drum with 350 mm dia and 60 mm
width each at the rear wheels

Steering brake: Divided pedal of service brake, for normal
braking locked together

Wheels

Steered wheels: At front, 2 pneumatics 7.50-16 6 ply,
maximum permissible load per tyre 745 kg
at 2,25 bar inflation pressure and 30 km/h;

track width adjustable from 1290 mm to 1890 mm
in steps of 100 mm each by extending telescopic
front axle;
rims 5.00 F x 16

Driving wheels: At rear, 2 pneumatics 14.9 R 28 6 ply,
radial type tyre casing;
maximum permissible load per tyre 1610 kg
at 1,4 bar inflation pressure and 30 km/h;
track width adjustable from 1320 mm to 1720 mm
in steps of 100 mm each by offset lug type rims;

rims W 13 x 28

Wheel base: 1995 mm

PRÜFUNGS-ABTEILUNG

DEUTZ D 4506

Test No. 80-128

Safety frame: FRITZMEIER
model 901, OECD-tested, approval
No. CSD 0527/4-a(F)

Seat: GRAMMER
model DS 20D 3H
upholstered seat with back rest, adjustable spring with shock absorber;
height of driver's platform 695 mm above ground,
height of unballasted seat in front- and lowermost position 540 mm above platform;
seat on an inclined plane adjustable in longitudinal direction by 220 mm and simultaneously in the height by 100 mm;
additional independent height adjustment of 120 mm in 8 steps

Number of grease points 14

Dimensions

Total length:	3535 mm	without ballast
	3855 mm	with ballast
Total width:	1695 mm	without ballast
	1755 mm	with ballast
Total height:	2330 mm	to top of safety frame
	2352 mm	to top of exhaust silencer
Ground clearance:	425 mm	below engine

Available tyres

Tyre size at front	Tyre size at rear
6.00-16 6 ply	9.5-36 6 ply
6.50-16 6 ply	12.4-32 6 ply
7.50-16 6 ply	13.6-28 6 ply
	14.9-28 6 ply

all tyre sizes at front and at rear may be combined with each other

Lighting equipment Electrical, 12 Volt
in accordance with the German legislation

	Dimensions mm	Height of centre above ground mm	Distance from outside edge of tractor to centre mm
Head lights	130 dia	863	680
Side lights	85 x 30	1374	170
Rear lights	85 x 30	1270	164
Reflectors	75 dia	1025	60

Running-time meter Mechanical, combined with tachometer, driven by camshaft of engine; reference engine speed for one really counted hour 1500 rev/min

TEST CONDITIONS

Track of wheels At front 1290 mm
at rear 1320 mm

Weights As used for drawbar performance test

		Without driver	With driver
Without ballast:	front	775 kg	780 kg
	rear	1375 kg	1450 kg
	total	2150 kg	2230 kg
Front ballast:	12 weights, total		480 kg
Rear ballast:	water in the tyres		400 kg
	4 weights per rear wheel, total		390 kg
With ballast:	front	1420 kg	1425 kg
	rear	2000 kg	2075 kg
	total	3420 kg	3500 kg

Fuel and lubricants used in tests

Fuel:	ARAL Diesel fuel	DIN 51601	
	specific gravity at 15°C		
	at engine test		0,827 kg/l
	at p.t.o. test		0,828 kg/l
	at drawbar performance test		0,848 kg/l
Engine oil:	SHELL ROTELLA	SAE 20W/20	
Gear oil:	ESSOLUBE	SAE 90	
	gearbox inclusive of rear axle		
Hydraulic oil:	SHELL ROTELLA	SAE 20W/20	

PRÜFUNGS-ABTEILUNG
DEUTZ D 4506

Test No. 80-128

COMPULSORY TESTS

(1) MAIN POWER TAKE-OFF PERFORMANCE (540 rev/min)

Date of tests: 3rd February 1982
Location of tests: DLG-Testing-Station Groß-Umstadt
Type of dynamometer: SCHENCK hydraulic dynamometer U1-40

Power kW	Speed engine rev/min	Speed p.t.o. rev/min	Fuel consumption hourly l/h	Fuel consumption hourly kg/h	Fuel consumption specific g/kWh	Specific energy kWh/l
Maximum power						
At 2-hour test						
31.6	2300	598	9.08	7.52	238	3.48
At standard p.t.o. speed						
31.5	2077	540	8.76	7.26	230	3.60
At the speed recommended for drawbar work						
31.6	2300	598	9.08	7.52	238	3.48
Part loads, the governor hand lever in the position corresponding to the maximum power at full load (curve a)						
(i) 85% of the torque at maximum power at 2-hour test						
27.2	2326	605	8.02	6.64	244	3.39
(ii) unloaded						
-	2405	625	2.60	2.16	-	-
(iii) 50% of the load defined in (i)						
13.8	2364	615	5.13	4.25	307	2.70
(iv) maximum power						
31.6	2300	598	9.08	7.52	238	3.48
(v) 25% of the load defined in (i)						
7.0	2385	620	3.83	3.17	455	1.82
(vi) 75% of the load defined in (i)						
20.6	2342	609	6.52	5.40	263	3.15

Power kW	Speed engine rev/min	Speed p.t.o. rev/min	Fuel consumption hourly l/h	Fuel consumption hourly kg/h	Fuel consumption specific g/kWh	Specific energy kWh/l
Part loads, the governor hand lever in the position corresponding to the standard p.t.o. speed at full load (curve b)						
(i) 85% of the torque at maximum power at standard p.t.o. speed						
27.3	2121	551	7.76	6.42	235	3.52
(ii) unloaded						
-	2201	572	2.23	1.85	-	-
(iii) 50% of the load defined in (i)						
13.9	2163	562	4.81	3.98	285	2.90
(iv) maximum power						
31.5	2077	540	8.76	7.26	230	3.60
(v) 25% of the load defined in (i)						
7.1	2184	568	3.46	2.87	406	2.04
(vi) 75% of the load defined in (i)						
20.7	2144	557	6.21	5.15	248	3.34

Standard specific fuel consumption (g/kWh): 244/307/235/285

No load maximum engine speed: 2405 rev/min
Equivalent crankshaft torque at maximum power (2 hours): 131 Nm
Maximum equivalent crankshaft torque: 162 Nm at 1594 rev/min of the engine

Mean atmospheric conditions:	temperature	19 °C
	pressure	1010 mbar
	relative humidity	27 %
Maximum temperatures:	cylinder head	86 °C
	engine oil	104 °C
	fuel	20 °C
	engine air intake	20 °C

PRÜFUNGS-ABTEILUNG

DEUTZ D 4506

Zapfwellenleistung

P.t.o. performance

Test Nr. 80-128

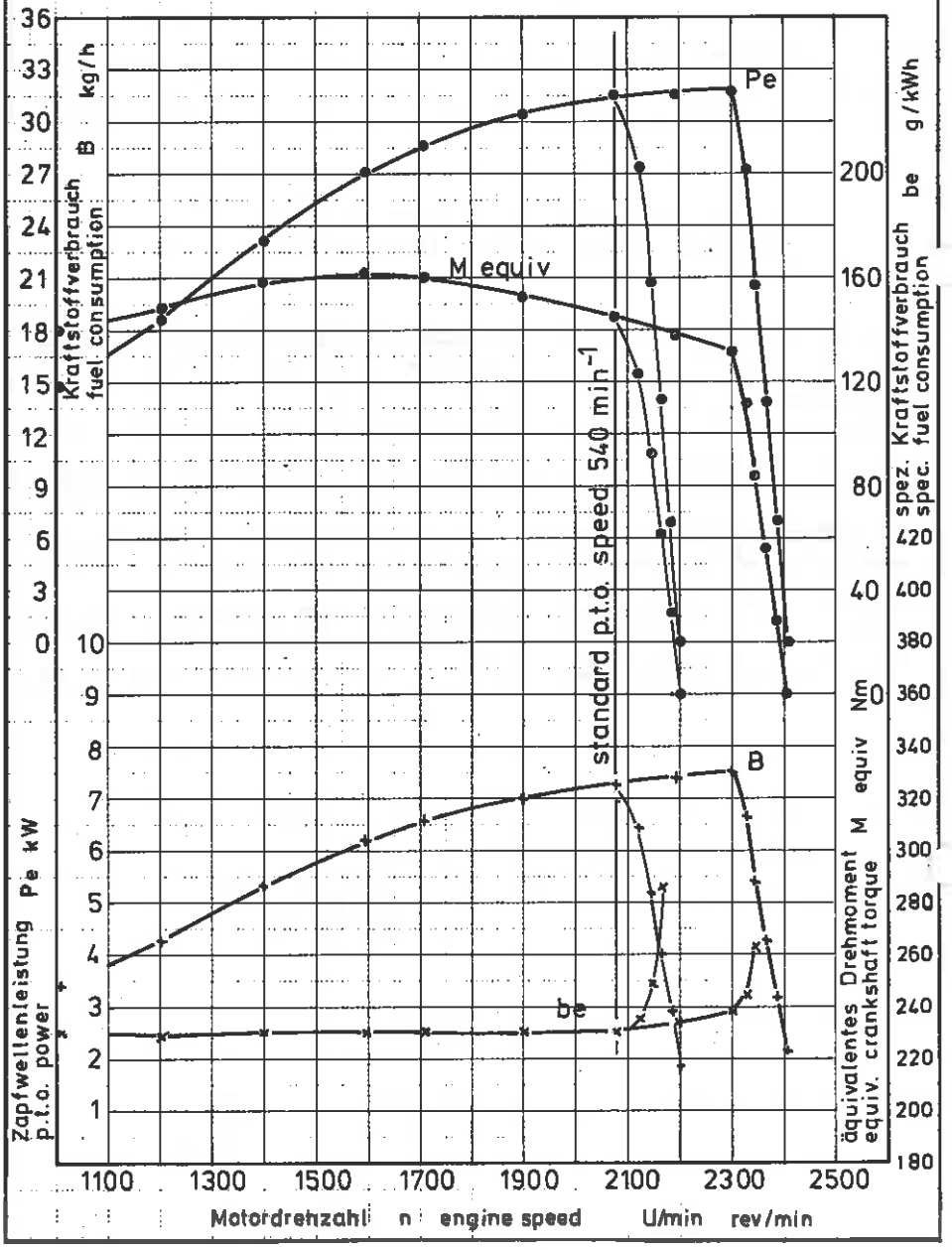

PRÜFUNGS-ABTEILUNG
DEUTZ D 4506

Zapfwellenleistung

P.t.o. performance

Test Nr. 80-128

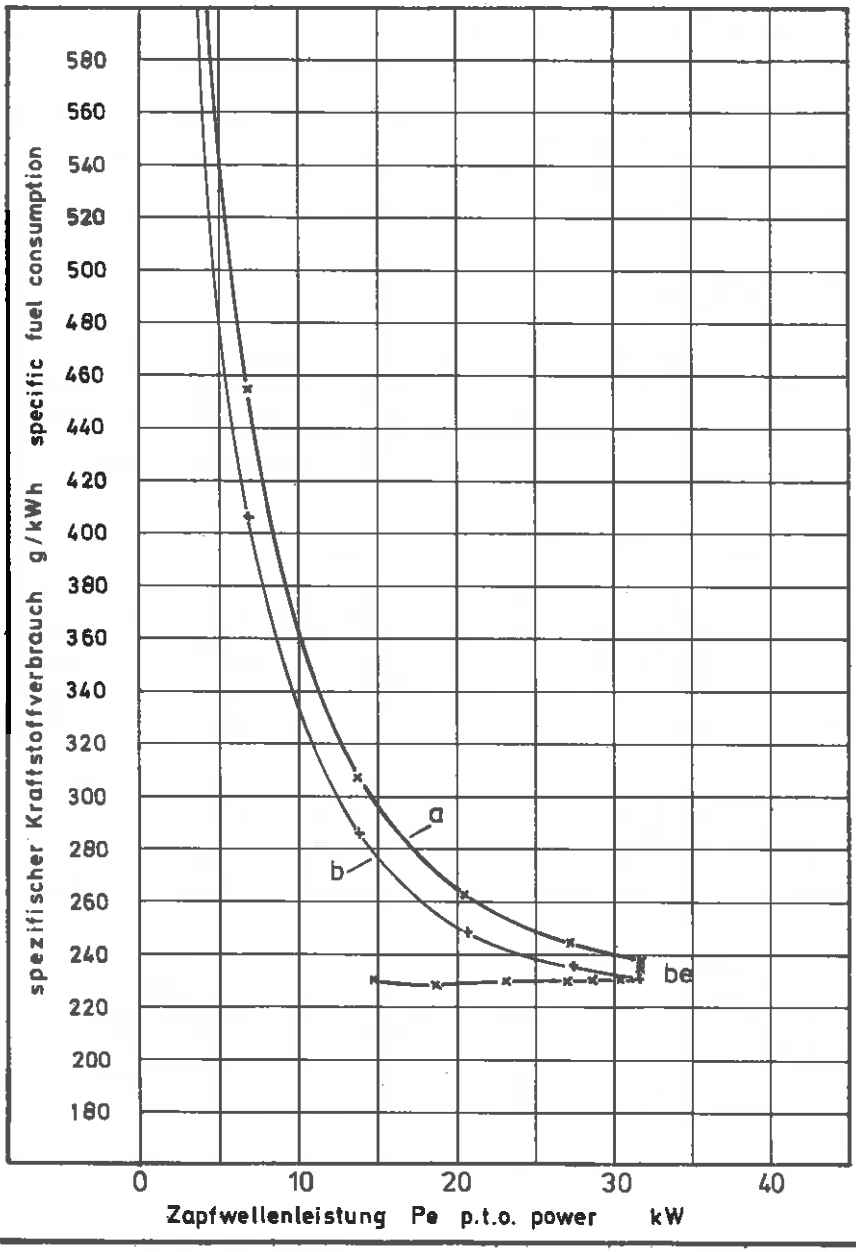

PRÜFUNGS-ABTEILUNG
DEUTZ D 4506

(2) DRAWBAR PERFORMANCE

Date of tests: 15th till 21st April 1982
Type of track: Concrete

Gear no. and group	Driving speed km/h	Power kW	Drawbar pull daN	Engine speed rev/min	Slip of wheels %
(i) MAXIMUM POWER (unballasted) height of drawbar above ground 570 mm					
2 L	2,19	12,5	2058	2358	15,1
3 L	3,34	19,3	2082	2350	15,0
4 L	4,80	25,1	1884	2298	11,9
1 S	7,56	27,5	1311	2296	7,2
2 S	10,39	26,5	919	2303	4,9
(ii) MAXIMUM POWER (ballasted) height of drawbar above ground 740 mm					
1 L	1,63	13,5	2983	2360	15,0
2 L	2,16	17,8	2974	2331	14,9
3 L	3,43	23,7	2483	2303	10,3
4 L	5,07	25,3	1798	2297	6,4
1 S	7,79	26,1	1204	2304	4,1
2 S	10,54	25,3	864	2302	2,9
(iii) FIVE-HOUR-TEST at 75% of pull at maximum power in 1st S-gear					
1 S	8,00	20,1	903	2339	3,0
(iv) FIVE-HOUR-TEST at pull corresponding to 15% wheel slip in test (ii)					
2 L	2,12	17,6	2983	2336	-

Total oil consumption during ten hours duration of tests (iii) and (iv) 22 g/h

PRÜFUNGS-ABTEILUNG

Test No. 80-128

Tyre size front: 7.50 - 16 6 ply
rear: 14.9 R 28 6 ply

Tread bar height at the beginning of drawbar tests 90% of the value when new

Specific fuel consumpt. g/kWh	Specific energy kWh/l	Temperatures Fuel °C	Cylind. head °C	Engine-oil °C	Atmospheric conditions Tempe-rature °C	Relative humidity %	Pressure mbar
tyre inflation pressure 0,8 bar							
362	2,34	14	55	77	8	61	1004
295	2,87	14	60	81	7	56	1004
296	2,86	14	54	81	9	61	1005
274	3,09	15	60	84	11	55	1005
283	2,99	14	60	82	10	54	1005
tyre inflation pressure 0,8 bar							
360	2,35	15	63	75	12	57	1000
365	2,32	16	57	77	10	77	1000
320	2,65	15	70	79	10	80	1000
300	2,83	16	58	75	10	77	1000
288	2,95	18	69	81	10	75	1000
294	2,88	19	59	81	11	68	1000
303	2,80	27	57	95	18	48	1002
-	-	24	61	89	15	79	1003

Test (iv) was carried out with additional ballast, the figures not quoted are therefore irrelevant

(3) TURNING SPACE AND TURNING CIRCLE

Wheel equipment front: 7.50 - 16 6 ply
rear: 14.9 R 28 6 ply

Track of wheels front: 1290 mm
rear: 1320 mm

	With brakes		Without brakes	
	left-hand m	right-hand m	left-hand m	right-hand m
Radius of turning space	3,50	3,60	4,02	4,09
Radius of turning circle	3,32	3,41	3,84	3,90

(4) LOCATION OF CENTRE OF GRAVITY

Height above ground	798 mm
Distance forward from rear axle centre	705 mm
Distance from tractor's median plane	0 mm

(5) Braking

Date of tests: 16th and 20th April 1982

Tractor masses during tests with driver:	front kg	rear kg	total kg
without ballast	780	1450	2230
with ballast	1555	1945	3500

A) Service brake

Type-0-test (cold brakes) ——, Type-I-(fade)test – – –

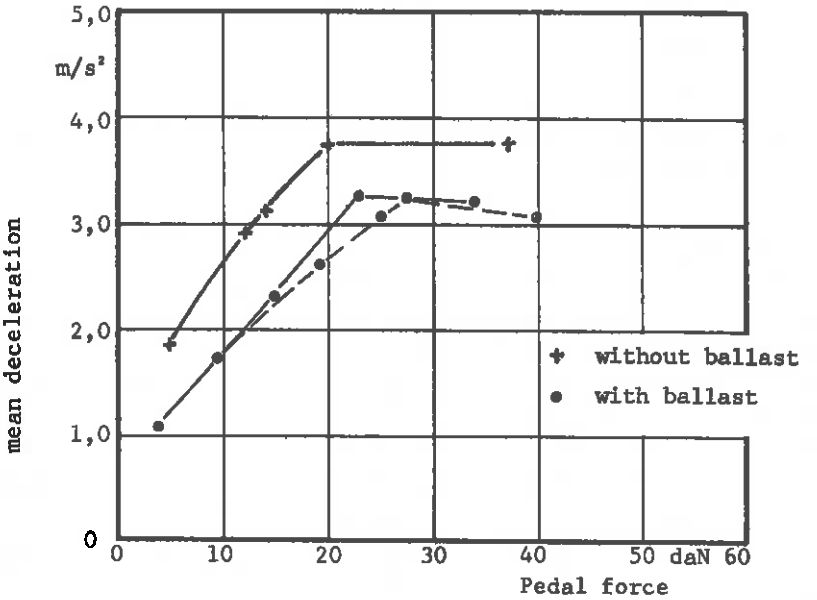

Speed before application of brakes, without ballast 24,7 km/h
with ballast 24,4 km/h

The brakes were heated by towing of the tractor for 1 km

B) Parking brake

	Ballasted tractor on 18%-slope		Unballasted tractor on 12%-slope with trailer of 2230 kg	
	up	down	up	down
Braking device control force daN	15	22	14	20

(6) MEASUREMENT OF EXTERNAL NOISE LEVEL

Date of test: 15th April 1982
Type of track: Concrete
Type of sound level meter: BRÜEL AND KJAER model 2203

Results of test

Gear: 4th S
Travelling speed before acceleration: 18,4 km/h
Sound level: 87,0 dB(A)

(7) NOISE MEASUREMENT AT THE DRIVER'S EAR

Date of tests: 15th April 1982
Type of track: Concrete
Type of sound level meter: BRÜEL AND KJAER model 2209

With FRITZMEIER safety frame model 901, without plastic-roof

Results of tests

Gear no. and group	Drawbar pull at which the tractor develops the maximum sound level daN	Travelling speed nominal km/h	Travelling speed effective km/h	Sound level dB(A)
1 L	1944	1,90	1,65	95,5
2 L	1984	2,55	2,15	95,5
3 L	1956	3,89	3,25	96,0
4 L	1875	5,53	4,79	97,0
1 S*)	1278	8,30	7,52	97,5
1 S*)	light load	8,30	8,55	95,0
2 S	920	11,12	10,36	97,0
3 S	577	17,00	16,18	97,5
4 S	light load	24,19	24,55	95,0

*) The 1st S-gear corresponds to the travelling speed nearest to 7,5 km/h

PRÜFUNGS-ABTEILUNG
DEUTZ D 4506

Test No. 80-128

(8) POWER LIFT AND HYDRAULIC PUMP PERFORMANCE

Date of tests: 2nd March 1982

Power Lift

	Height of lower hitch point above ground in down pos. mm	Vertical movement mm	Max. force exerted through full range daN	Corresp. pressure of hydraul. fluid bar	Moment about rear axle daNm	Max. tilt angle of mast over range of lift degrees
At hitch points	241	599	1619	158	-	-
On the frame	241	685	1270	158	1924	11

Temperature of hydraulic fluid at start of test 65 °C

Lifting heights relative to horizontal lower links

mm	-245	-234	-200	-100	0	+100	+200	+300	+365	+400	+440
Lifting forces at hitch points											
daN		1619	1663	1728	1772	1772	1750	1794	1903		
Lifting forces at test frame											
daN	1597		1597	1597	1532	1467	1379	1336		1292	1270

Hydraulic Pump Performance

Opening pressure of the relief valve in remote circuit	165 bar
Sustained pressure with relief valve open	177 bar
Pump delivery rate at minimum pressure, the governor control lever being set for max. power	37,7 l/min
Hydraulic power at 90% of relief valve setting	9,4 kW
Corresponding delivery rate	35,4 l/min
Pressure	159 bar
Temperature of hydraulic fluid	65 °C

Tapping point used for test: at rear of tractor

PRÜFUNGS-ABTEILUNG
DEUTZ D 4506

Test No. 80-128

LINKAGE GEOMETRY when connected to the standard frame

Projected length in side view:

Lower links	817 mm
Lift arms	280 mm
Lift rods	585 mm
Top link	627 mm
Distance of lift rod connection point from pivot point of lower link	492 mm

The following dimensions are given relative to the rear wheel centre line, situated 640 mm above ground:

Lower link pivot point	88 mm behind,	165 mm below
Top link pivot point	273 mm behind,	244 mm above
Lift arm pivot point	48 mm behind,	312 mm above
Maximum and minimum height of lower link hitch points	200 mm above,	399 mm below
Height of lower link hitch points when locked in transport position	200 mm above or	135 mm below

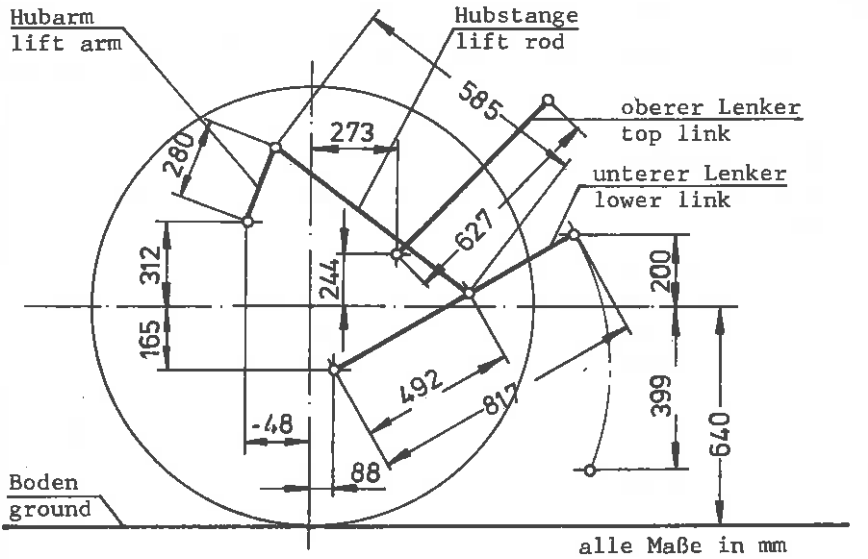

alle Maße in mm
all dimensions in mm

PRÜFUNGS-ABTEILUNG
DEUTZ D 4506

Test No. 80-128

OPTIONAL TESTS

(9) ENGINE PERFORMANCE

Date of tests: 22nd January 1982
Type of dynamometer: SCHENCK eddy-current dynamometer W 150

Power kW	Engine speed rev/min	Fuel consumption hourly l/h	Fuel consumption hourly kg/h	Fuel consumption specific g/kWh	Specific energy kWh/l
Maximum power					
At 2-hour test					
33.3	2300	9.14	7.56	227	3.65
At standard p.t.o. speed (540 rev/min)					
33.2	2075	8.83	7.30	220	3.76
At the speed recommended for drawbar work					
33.3	2300	9.14	7.56	227	3.65
Part loads					
(i) 85% of the torque at maximum power at 2-hour test					
28.6	2320	7.98	6.60	231	3.58
(ii) unloaded					
-	2407	2.42	2.00	-	-
(iii) 50% of the load defined in (i)					
14.6	2363	5.08	4.20	289	2.86
(iv) maximum power					
33.3	2300	9.14	7.56	227	3.65
(v) 25% of the load defined in (i)					
7.4	2387	3.70	3.06	416	1.99
(vi) 75% of the load defined in (i)					
21.6	2337	6.51	5.38	249	3.32

Optimum fuel consumption: 214 g/kWh at 20 kW and 1380 rev/min
No load maximum engine speed: 2407 rev/min
Torque at maximum power (2 hours): 138 Nm
Maximum torque: 168 Nm at 1598 rev/min of the engine

Mean atmospheric conditions:	temperature	19 °C
	pressure	1008 mbar
	relative humidity	31 %
Maximum temperatures:	cylinder head	69 °C
	engine oil	85 °C
	fuel	19 °C
	engine air intake	19 °C

PRÜFUNGS-ABTEILUNG

DEUTZ D 4506

Motorleistung
- 26 -
Engine performance

Test Nr. 80-128

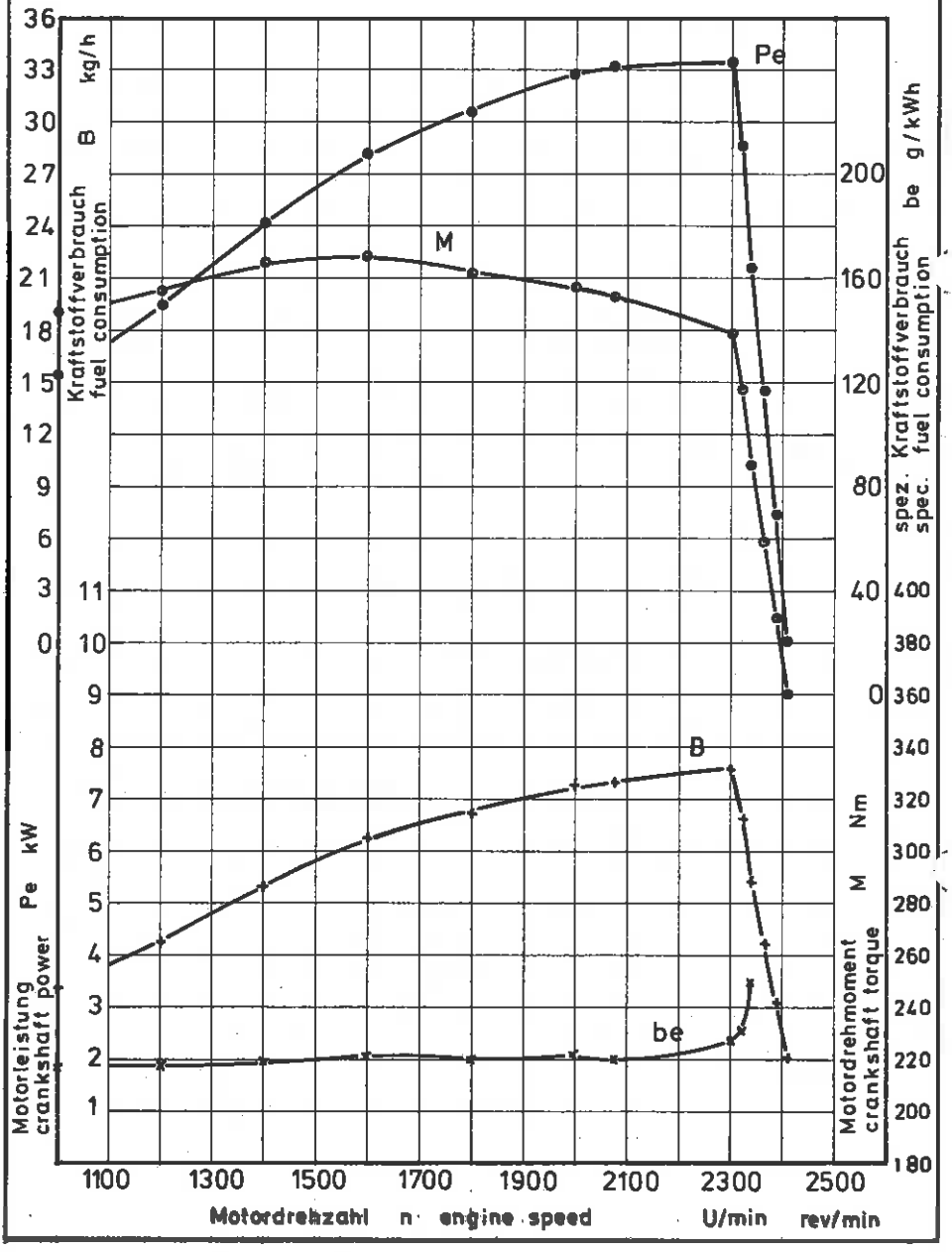

PRÜFUNGS-ABTEILUNG

DEUTZ D 4506

Motorleistung
Engine performance

Test Nr. 80-128

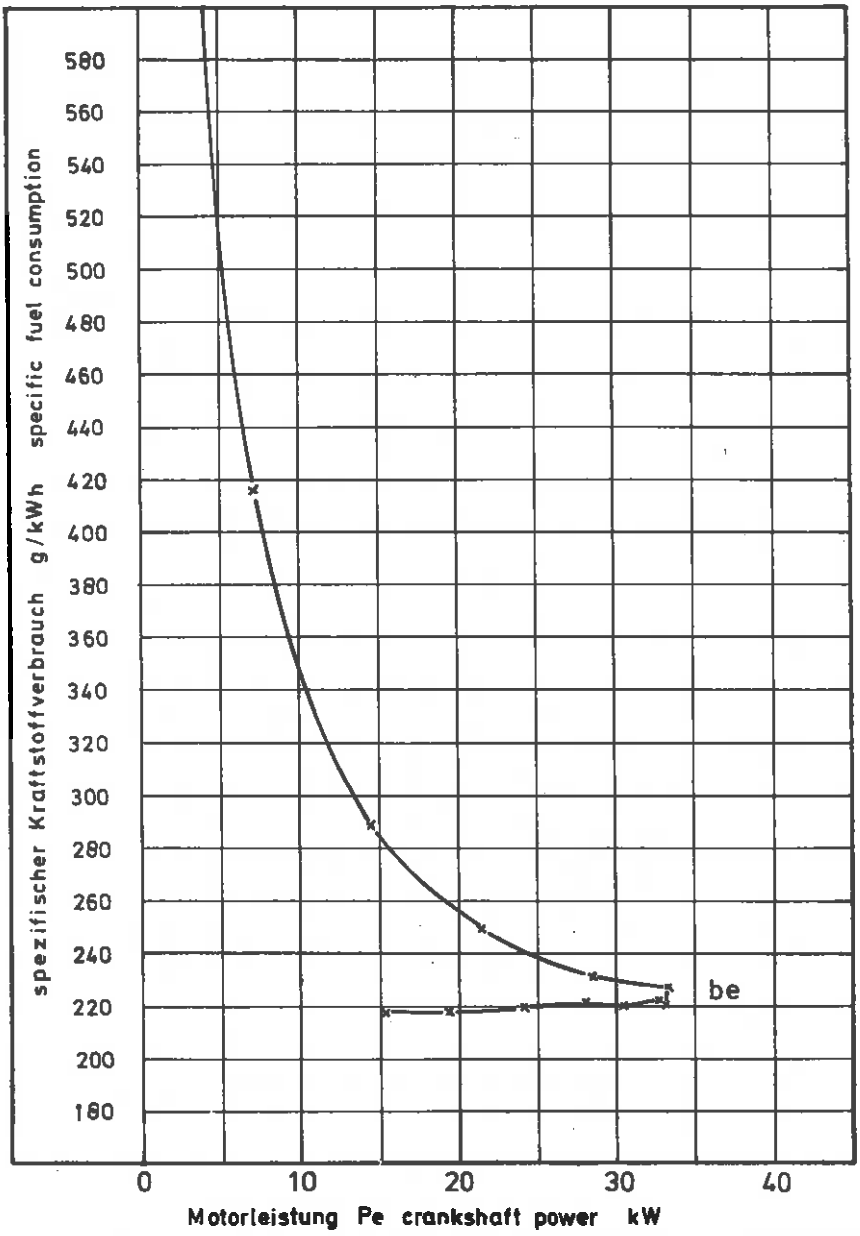

PRÜF"GS-ABTEILUNG

DEUTZ D 4506

Motorleistung
- 28 -
Engine performance

Test Nr. 80-128

Motorleistung in % der Leistung bei Nenndrehzahl

engine power in % of power at rated engine speed

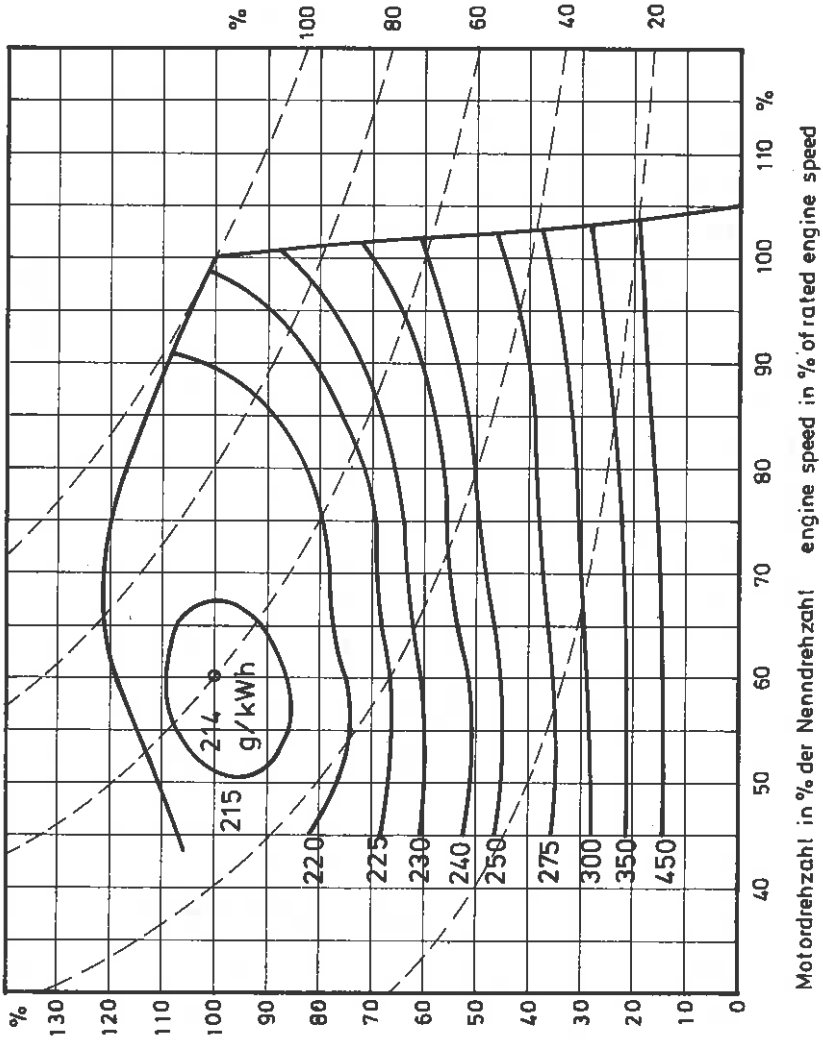

Belastung in % des Drehmomentes bei Nenndrehzahl

load in % of torque at rated engine speed

Published
with the support of the Federal Minister for Food, Agriculture and Forestry

Deutsche Landwirtschafts-Gesellschaft e.V. (DLG)
Fachbereich Landtechnik —Prüfungsabteilung—
Zimmerweg 16 (DLG-Haus)
D-6000 Frankfurt am Main 1