




O.E.C.D. Report N° 533
Printed: September 1977

Report on Test in Accordance with O.E.C.D.
STANDARD-CODE for the Official Testing of
Agricultural Tractors



TRACTOR IMT - 540

Manufactured by: Industrija mašina i traktora (IMT)
Beograd - Yugoslavia

Date of Tests: March - September 1976

INSTITUT "KIRILO SAVIĆ" - BEOGRAD
INSTITUT ZA MECHANIZACIJU POLJOPRIVREDE - ZEMUN

This Bulletin is based on engineering tests in accordance with the O.E.C.D. STANDARD-CODE for the Official Testing of Agricultural Tractors.

It does not contain an evaluation of the performance of the tractor on practical work.

This Report has been approved by the O.E.C.D. Co-ordinating Centre (C.N.E.E.M.A., France) as being in accordance with the O.E.C.D. STANDARD-CODE.

Date of Approval:

August 19 st, 1977

All rights (including the right of translation, reprint and photomechanical copying - also of excerpts) reserved by:
Institut "Kirilo Savić" - Institut za mehanizaciju poljoprivrede
11080 Zemun, Post box 41

Printed in Yugoslavia



TABLE OF CONTENTS

	Page
Specification of tractor	I
Fuels and lubricants used in tests	10
COMPULSORY TESTS	
1. Main power-take-off performance	11
2. Drawbar performance	
- table	15
- ballasted tractor	17
- unballasted tractor	23
3. Turning space and turning circle	29
4. Location of centre of gravity	29
5. Braking	29
6. Measurement of ambient noise emitted by the tractor	30
7. Noise measurement at the driver's ear level	31
8. Power lift and hydraulic pump performance	31



Tractor manufacturer's name and address: IMT - Industrija mašina i traktora Beograd - Yugoslavia

Submitted for test by: The manufacturer

Selected by: Representatives of the Institute for Agricultural Mechanization

Place of running-in: Institute for Agricultural Mechanization, Beograd - Zemun, Yugoslavia

Duration of running-in: 70 hours

SPECIFICATION OF TRACTOR

Tractor

Make: Industrija mašina i traktora (IMT)
Beograd - Yugoslavia

Model: IMT - 540

Type: Standard - Unit construction,
four wheels, rear wheel driven

Serial N^o: 501001189

Engine

Make: Industrija motora - Rakovica

Model: M 33/T

Type: Four-stroke, diesel, indirect injection

Serial N^o: M 55047

Cylinders: 3

Number: 3

Disposition: Vertical, in-line

Bore/stroke: 91,4/127 mm (3,6/5,0 in)

Capacity: 2500 cm³ (152.55 in³)

Compression ratio: 17,4

Arrangement of valves: Overhead

Cylinder liners: Cast iron alloy, dry, replaceable

Fuel system

Fuel feed system: Membrane type feed pump
Make, type and model of fuel filters: GAV, with replaceable cartridges, two filters and a pre-filter
Capacity of fuel tank: 50 l (11 gal.)
Make, type and model of injection pump: Industrija precizne mehanike, Beograd, rotary, mark 336
Serial N^o: 75.05.115
Manufacturer's production setting: 53 mm³ (0,0032 in³) per stroke at full load and 2250 engine r.p.m. Injection timing 20° before T.D.C.
Make, type and model of injectors: Industrija precizne mehanike, YKB 32 S/81
Manufacturer's production setting: 125 kp/cm² (1777.87 lb/in²)

Governor

Make: Industrija precizne mehanike, Beograd
Type: Mechanical, all range
Range of speed: 477 - 2400 engine rev/min
Nominal speed: 2250 engine rev/min

Air cleaner

Main:
Make: "IKARUS" - Zemun
Type: Oil bath
Oil capacity: 0,4 l (0,85 pt)
Pre-cleaner:
Make: "IKARUS" - Zemun
Type: Centrifugal

Lubrication system

Type: Forced feed
Type and number of filters: Two pre-filters and a filter with replaceable cartridge

Recommended type of lubricant: SUPER HD S₁ SAE 30 above 20°C
SAE 20 0°-25°C
SAE 10 below 0°C

Oil capacity: 5,7 l (12 pt)

Changing period: 200 hours

Cooling system

Type: Water cooled, impeller assisted

Details of pump and fan: Pump capacity 93 l/min (20,46 UK gal/min), fan dia 15.5 in

Coolant capacity: 10 l (21.14 pt)

Means of temperature control: Thermostat

Coolant pressure: 1,43 kp/cm² (20,339 lb/in²)

Starting system

Make: "ISKRA" - Kranj

Type: Electric starter motor - Solenoid type

Aids for cold starting: Automatic heating coil

Electrical system

Voltage: 12 V, negative earth

Generator:

Make: "ISKRA" - Kranj

Type: D.C. electric generator

Battery:

Make: Vesna

Type: Lead acid

Capacity: 135 Ah at 20 hours rating

Transmission

Clutch:

Make: FRAD - Beograd

Type: Dry, dual friction disc type double acting clutch operated by a pedal

	Single friction disc type clutch available optionally
Diameter of discs	Tractor drive disc dia 300 mm (11,82 in), p.t.c. shaft drive disc dia 228,6 mm (9.00 in)
Method of operation	Mechanical, pedal operated
Gearbox:	
Make	Own
Type	Mechanical 3 forward and 1 reverse gear (gearbox) with sliding gears and high and low speed selector
N ^o of speeds	6 forward 2 reverse
Rear axle and final drive:	
Make	Own
Type	Crown wheel and pinion with differential gear
Differential lock	Yes
Type	Tooth clutch
Method of operating lock	Mechanical
Recommended oil	M.F. 1135; Fiat AF-87 or oils with corresponding specification
Oil capacities	
Gearbox, rear axle and final drive	32 l (67.65 pt)
Change period	800 hours

Gear N ^o	Number of engine revolutions for one revolution of driving wheel	Nominal travelling speed for rated speed of engine
Forward 1 low	230,7	2,2 km/h 1.367 m.p.h.
2 low	153,8	3,3 2.050
3 low	83,8	6,0 3.728
1 high	57,7	8,7 5.405
2 high	38,5	13,1 8.139
3 high	21,0	24,0 14.911
Reverse low	169,2	3,0 1.864
high	42,3	11,9 7.393

Calculated with rear wheel rolling radius of 594 mm (23,40 in)

Power take-offMain:

Location	Rear, in the median plane of the tractor
Height above ground.	467 mm (18,4 in)
Dimensions	Ø 34,9 mm (1 3/8 in), 6 splines (acc. to JUS M.L1.601 DIN 9611 Forma, BS 1495, ASAE S.203.7)
Proportional p.t.o. speed at rated engine speed	Semi-independent p.t.o. driven by the second disc of the double acting clutch; operated by a pedal. 720 r.p.m. at 2250 r.p.m. rated engine speed, 540 r.p.m. at 1685 r.p.m. engine speed. Direction of rotation: clockwise, viewed facing driving end.

Ground speed:

Distance travelled for 1 revolution of p.t.o.	0,51 m (1,67 ft)
No. of p.t.o. revolutions for 1 revolution of driving wheel	7,31
Direction	Clockwise, facing driving end with tractor in forward gear

Belt pulley

Location	at rear of tractor
Dimensions:	
width	165 mm (6.5 in)
diameter	286,6 mm (11,28 in)

**Speeds**

linear 1182 m/min (3878 ft/min)
rotational 1313 r.p.m. at rated engine speed
of 2250 r.p.m.

Engine speed 1799 r.p.m. at standard linear
speed of 945 m/min

Direction of rotation clockwise viewed face of pulley

Power lift

Make own

Type

Four cylinder piston pump located
in central housing, driven by p.t.o.
shaft front end, with control valve
at suction side, power lift cylinder
and three external connections

Oil capacity Operates with gear box oil; 9 lit can
be extracted through external tappings.

Category I

Description of controls Position and draught control

Holed bar

Type

Fitted on the clevis of the lower
links; length between the ball joints
660 mm (26 in); thickness of the bar
25,4 mm (1 in); centre hole and 4
holes on either side; all holes 20 mm
(0,79 in) diameter.

Hight above ground Adjustable by power lift within the
range from 279 to 610 mm (11 + 24 in)

Method of changing position

Horizontal - in 54,1 mm (2,13 in) steps
(4 steps on either side)

Vertical - continuous; mechanically
lockable in all positions
by means of two supporting
bars with adjustable length

Distance of centre hole from rear axle

with lower links in horizontal 819,5 mm (32,25 in)

horizontal position vertical - 114,0 mm (4,50 in)

from p.t.o.

horizontal 558,0 mm (22,00 in)

vertical 13,0 mm (0,51 in)

Trailer hitch

Type	Automatically acting by means of power lift;	
Hight above ground	311 mm (12,25 in) in working position	
Distance from rear axle	horizontal	389,5 mm (15,35 in)
	vertical	- 283,0 mm (11,32 in)
Position relative to p.t.o.	horizontal	128,5 mm (5,06 in)
	vertical	- 156,0 mm (6,14 in)
Diameter of the coupling pin	30 mm (1,18 in)	

Towing hitch

Type	Fixed	
Hight above ground	650,0 mm (25,59 in)	
Distance from rear axle	horizontal	608,0 mm (23,94 in)
	vertical	60,0 mm (2,36 in)
Position relative to p.t.o.	horizontal	389,0 mm (15,31 in)
	vertical	+ 187,0 mm (7,36 in)
Diameter of the coupling pin	30 mm (1,18 in)	

Steering

Make	Own
Type	Worm with travelling balls
Method of operation	Manual control, two arms and two connecting rods

Brakes

Make	Own
Type	Drum and shoe, independent or combined operated by pedals connected or disconnected
Method of operation	Pedal, mechanically actuated
Type of parking brake	Hand-lever actuating main brake

Wheels
Steering wheels

Number	2
Arrangement	Front



Type of tyres Agricultural, diagonal type casing
Size 6 x 16"
Ply rating 6
Rim size 4.5 x 16"

Maximum permissible weight on each tyre 535 kp (1180 lb) at 1,8 kp/cm² (25.6 lb/in²) inflation pressure
Track width 1200 - 2000 mm (47.3 - 78.8 in) by 100 mm (3.94 in) steps

Method of changing Extending axle

Driving wheels

Number 2
Position Rear
Type of tyres Agricultural, diagonal type casing
Size 11 x 28"
Ply rating 6
Rim size 9 x 28"

Maximum permissible weight on each tyre 950 kp (2095 lb) at 1,0 kp/cm² (14.2 lb/in²) inflation pressure
Track width 1320 - 1930 mm (52 - 76 in) adjustable in 100 mm (3.84 in) steps

Method of changing Reversing wheel discs and rims

Wheelbase 1950 mm (76.83 in)

Lighting

	Height above ground of centre cm (in)	Diameter cm (in)	Distance from outside edge of tractor to centre cm (in)
Head lights	100 (39.4)	13 (5.12)	20 (7.88)
Side lights	130 (51.2)	8 (3.15)	22 (8.67)
Rear lights	130 (51.2)	5x15 (2x5.9)	22 (8.67)
Reflectors	155 (61.1)	15 (5.91)	40 (15.76)

Unrestricted beam angle of headlight in plan view 32°

Number of grease points

grease 7
oil 6

CONDITIONS DURING TEST

Weights

Tractor without driver but with tanks full

	Front kg (lb)	Rear kg (lb)	Total kg (lb)
Without ballast	715 (1576.3)	1075 (2369.9)	1790 (3946.2)
With ballast	950 (2094.4)	1445 (3185.6)	2395 (5280.0)

Ballast

	No. of weights	Total Weight kg (lb) (excluding water)	Water kg(lb)
Front			
Rear	4	212 (467.4)	213 (469.6)
Additional ^x	6	180 (369.8)	-

^xOn the frame in front of the engineTrack setting

During test:	Front	1230 mm (48.46 in)
	Rear	1325 mm (52.20 in)

Overall dimensions

	Length m (ft in)	Width m (ft in)	Height ^x m (ft in)
Without ballast	3,30 (10'9.92)	1,80 (5'10.87)	1,62 (5'3.98)
With ballast	3,62 (11'10.5)	1,86 (6' 1.23)	1,62 (5'3.98)

^xOverall height measured to top of steering wheel

Ground clearance: 340 mm (13.38 in) in tractor's median plane

Seat

Make	Own
Type of suspension	Helical spring
Type of damping	Hydraulic
Range of adjustment	70 mm (2,75 in) for and aft lateral inclination 10°
	60 - 130 kp (132.3 - 286.6 lb)

Fuels and Lubricants used in tests

Laboratory and track tests:

Fuel:

Type	Diesel oil D2
Specific gravity at 15°C	0,825 g/cm ³
Cetane number	57
Engine oil:	INA Super HD S ₁ SAE 30

Transmission and power

lift oil:	HEWA Traktol M-80
-----------	-------------------



COMPULSORY TESTS

(1) MAIN POWER-TAKE-OFF PERFORMANCE

Date and location of tests 27 September 1976.
Institut "Kirilo Savić" -
Institut za mehanizaciju poljoprivrede, Beograd - Zemun

Type of dynamometer Hydraulic brake SCHENCK U1-30

Power metric hp (U.K.HP)	Speeds		Fuel consumption		
	Engine rev/min	P.T.O. rev/min	Per hour l/h (UK gal/h)	Specific g/met hph (lb/HPH)	hph/un.of vol. met.hph/lit (HPH/UK gal)
MAXIMUM POWER - 2 hours test					
36,42 (35,91)	2248	719	10,47 (2,30)	237 (0,521)	3,47 (15,61)
STANDARD P.T.O. SPEED (540 rev/min)					
33,56 (33,10)	1687	540	8,40 (1,85)	206 (0,453)	3,99 (17,89)
THE SPEED RECOMENDED BY THE MANUFACTURER FOR DRAWBAR WORK					
36,37 (35,86)	2250	720	10,49 (2,31)	238 (0,523)	3,47 (15,52)

PART LOADS

(i) 85% of the torque at maximum power

31,58 (31,14)	2289	728	9,45 (2,08)	247 (0,543)	3,34 (14,97)
------------------	------	-----	----------------	----------------	-----------------

(ii) unloaded

1,02 (1,01)	2396	767	4,41 (0,97)		
----------------	------	-----	----------------	--	--

(iii) 5% of the load defined in (i)

16,22 (15,99)	2356	750	6,13 (1,35)	312 (0,686)	2,65 (11,84)
------------------	------	-----	----------------	----------------	-----------------

(iv) maximum power

36,54 (36,03)	2244	718	10,51 (2,31)	237 (0,521)	3,48 (15,60)
------------------	------	-----	-----------------	----------------	-----------------

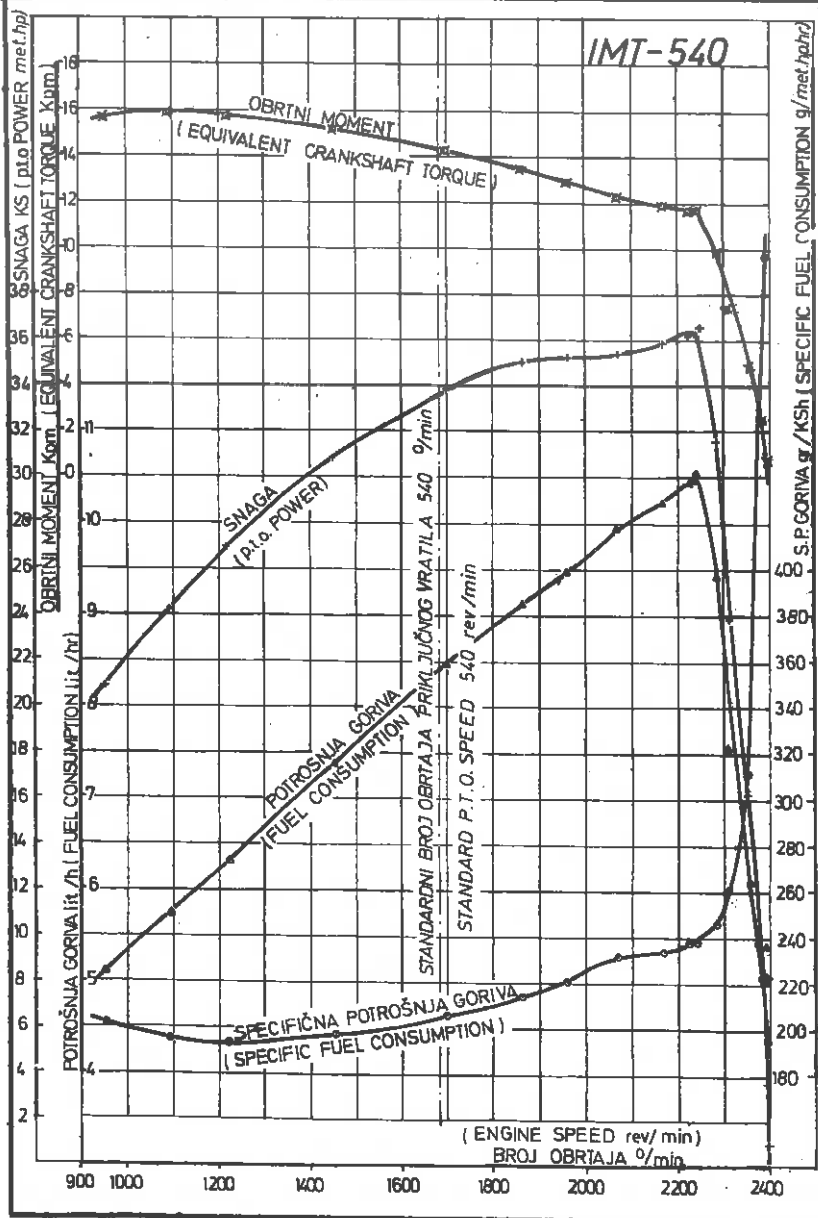
(v) 25% of the load defined in (i)

8,34 (8,22)	2390	765	5,44 (1,20)	538 (1,183)	1,53 (6,85)
----------------	------	-----	----------------	----------------	----------------

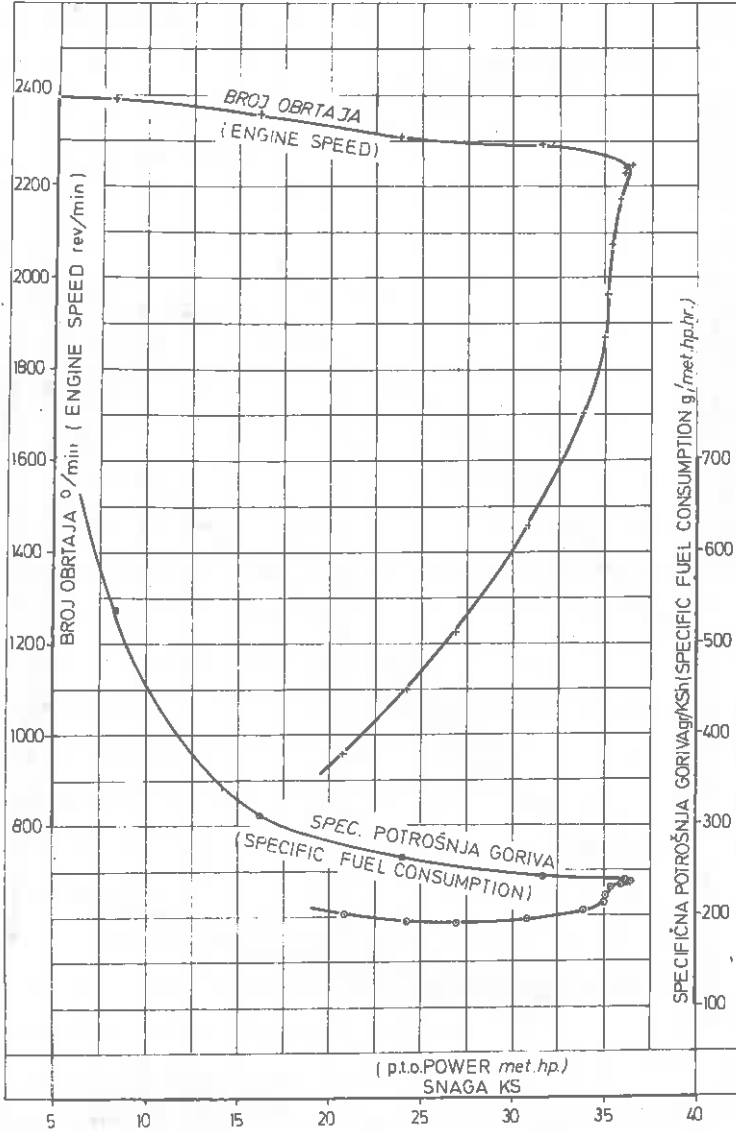
(vi) 75% of the load defined in (i)

23,89 (23,56)	2309	739	7,56 (1,66)	261 (0,574)	3,16 (14,19)
------------------	------	-----	----------------	----------------	-----------------

No load, maximum engine speed	2396 rev/min
Equivalent crankshaft torque at maximum power	11,66 kgm (84,34 lb ft)
Maximum equivalent crankshaft torque	15,87 kgm (114,79 lb ft) at 1095 rev/min
Mean atmospheric conditions:	
temperature	24 - 26°C (75,2 - 78,8°F)
pressure	769 mmHg (30,28 in Hg)
relative humidity	68%
Maximum temperatures:	
coolant	79°C (174,2°F)
engine oil	92°C (197,6°F)
fuel	26°C (78,8°F)



IMT-540





(2) DRAWBAR PERFORMANCE with 11 x 28" tyres
 Date of test 8, 9 and 12 April 1976
 Type of track Concrete
 Height of drawbar above ground 680 mm (26.79 in) ballasted
 720 mm (28.37 in) unballasted

Gear No.	Speed km/h (mph)	Power net.hp (bhp)	Drawbar pull k.p (lb)	Engine speed rev/min	Wheel slip %	Fuel consumption		Temperature			Atmospheric conditions		
						m.bph/l (drawbar)	g/m.bph (drawbar)	Fuel °C (°F)	Oil °C (°F)	Engine oil °C (°F)	Temperature °C (°F)	Relative humidity %	Pressure mmHg (inHg)
1.	2.	3.	4.	5.	6.	7.	8.	9.	10.	11.	12.	13.	

I MAXIMUM POWER (ballasted)

1 low	1.88 (1.17)	12.74 (12.56)	1830 (4034)	2370	15.00	1.85 (8.28)	445 (0.979)	24 (75)	82 (180)	95 (203)	25 (77)	74	754 (29.71)
2 low	2.80 (1.74)	18.98 (18.71)	1830 (4034)	2350	15.00	2.29 (10.26)	360 (0.793)						
3 low	5.34 (3.32)	28.68 (28.28)	1450 (3197)	2333	11.00	2.65 (11.87)	311 (0.684)						
1 high	7.67 (4.76)	30.07 (29.65)	1058 (2332)	2260	8.95	2.92 (13.08)	273 (0.601)	23 (73)	81 (178)	94 (201)	24 (75)	72	756 (29.79)
2 high	11.89 (7.39)	29.69 (29.27)	674 (1486)	2256	5.85	2.75 (12.32)	300 (0.660)	24 (75)	82 (180)	95 (203)	25 (77)	70	
3 high	22.19 (13.79)	27.20 (25.82)	331 (730)	2241	3.62	2.55 (11.42)	324 (0.713)						

Maximum drawbar pull 1830 kp (4034 lb) at 15 % wheelslip

continued.....



DRAWBAR PERFORMANCE - continuation

	1.	2.	3.	4.	5.	6.	7.	8.	9.	10.	11.	12.	13.
II FIVE HOUR TEST at 75 % of pull at maximum power													
3 low	5,74 (5,40)	22,00 (21,69)	1087 (2396)	-	8,36	2,76 (12,36)	299 (0,658)	25 (77)	83 (181)	92 (198)	26 (79)	68	760 (29,94)
III FIVE HOUR TEST at pull corresponding to 15 % wheelslip in test I													
2 low	-	-	1830 (4034)	-	-	-	-	25 (77)	83 (181)	92 (198)	26 (79)	85	760 (29,94)

IV MAXIMUM POWER (unballasted)

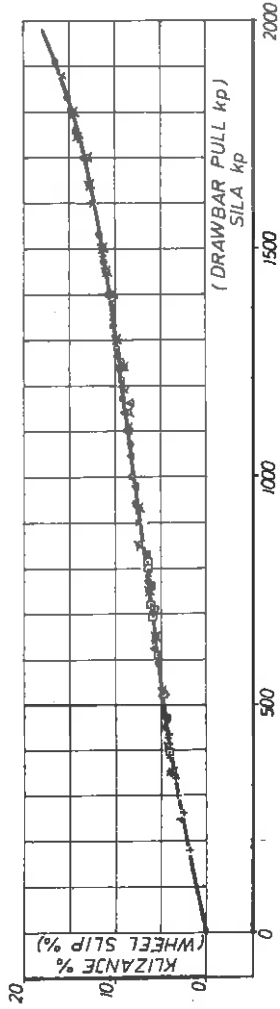
1 low	1,88 (1,17)	9,70 (9,56)	1390 (3064)	2367	15,00	1,50 (6,72)	550 (1,21)	28 (82)	83 (181)	96 (205)	29 (84)	68	758 (29,86)
2 low	2,83 (1,76)	14,56 (14,36)	1390 (3064)	2355	15,00	2,06 (9,23)	400 (0,88)						
3 low	5,10 (3,17)	26,24 (25,87)	1390 (3064)	2333	15,00	2,54 (11,38)	325 (0,71)						
1 high	7,65 (4,75)	30,26 (29,84)	1068 (2354)	2265	9,00	2,78 (12,45)	297 (0,65)	29 (84)	84 (183)	97 (207)	30 (86)		
2 high	11,83 (7,35)	30,08 (29,86)	686 (1512)	2253	6,20	2,73 (12,23)	302 (0,66)						
3 high	22,23 (13,84)	28,56 (28,16)	346 (763)	2238	3,00	2,70 (12,10)	306 (0,67)						

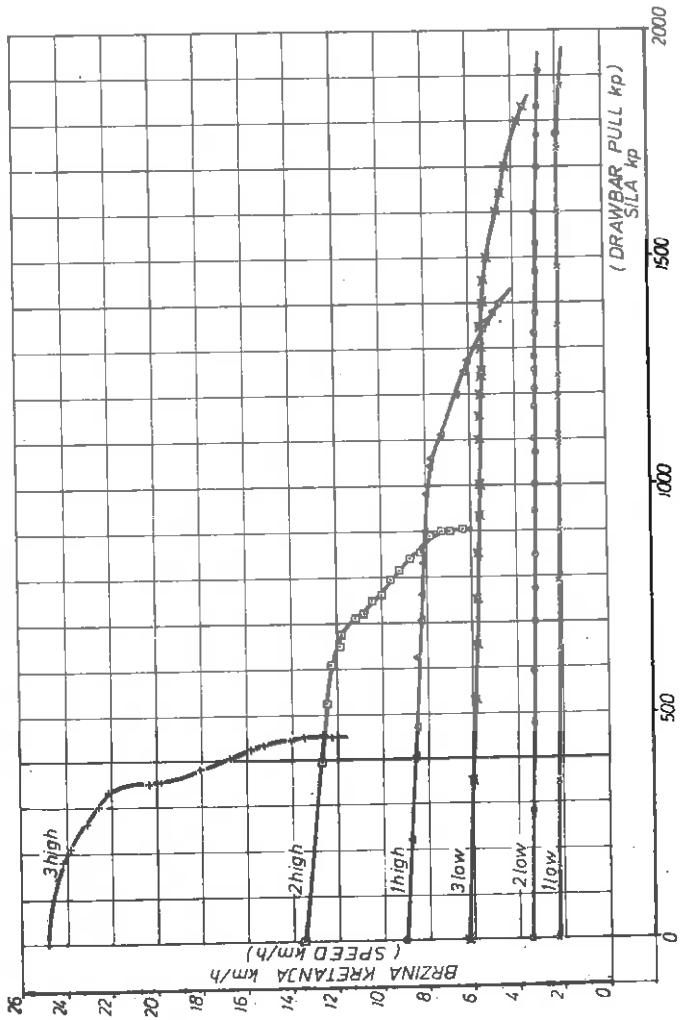
Maximum drawbar pull 1390 kp (3064 lb) at 15 % wheelslip

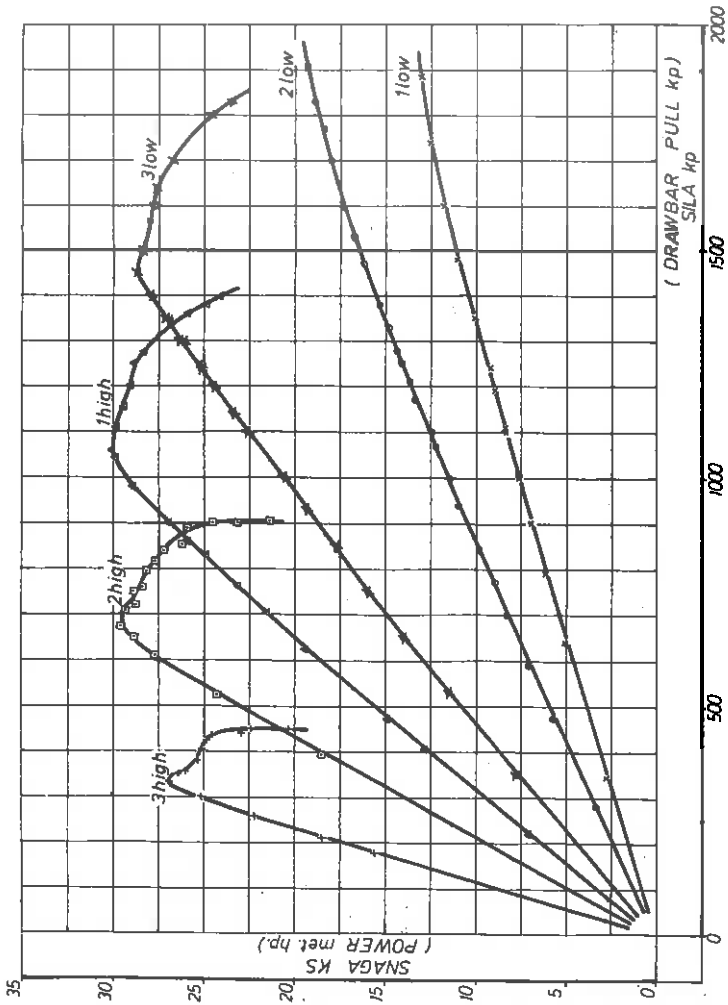
Remark: Five hour test at pull corresponding to 15 % wheelslip (III) was carried out with additional ballast. Therefore results of test for power, wheelslip, speed and fuel consumption would not have any practical importance

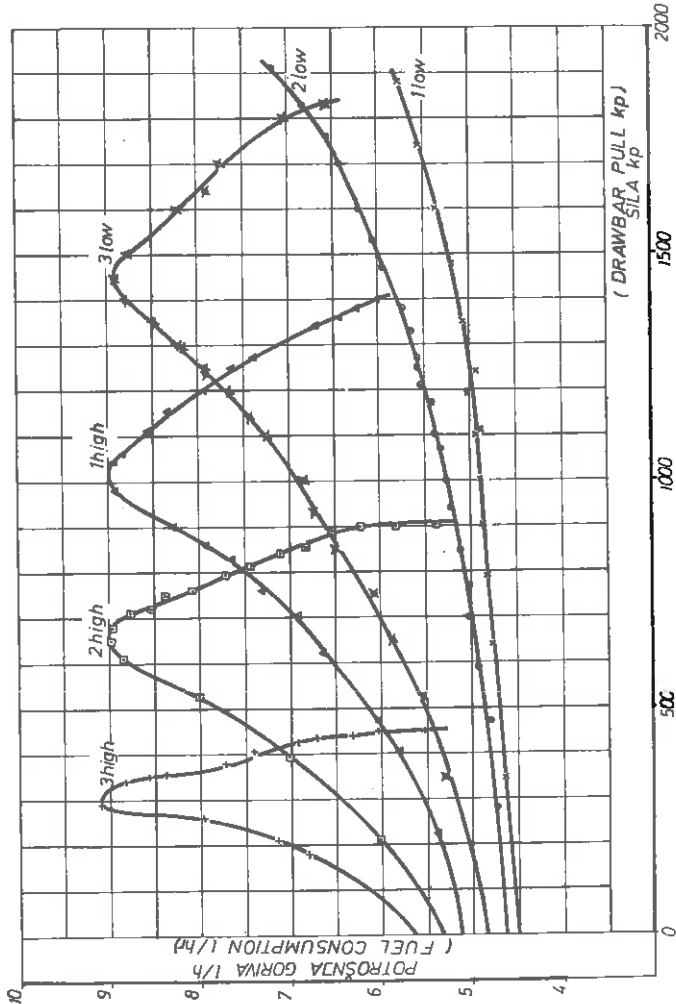
Total oil consumption during ten hours duration of tests II and III was 64 l (0,14 lb)

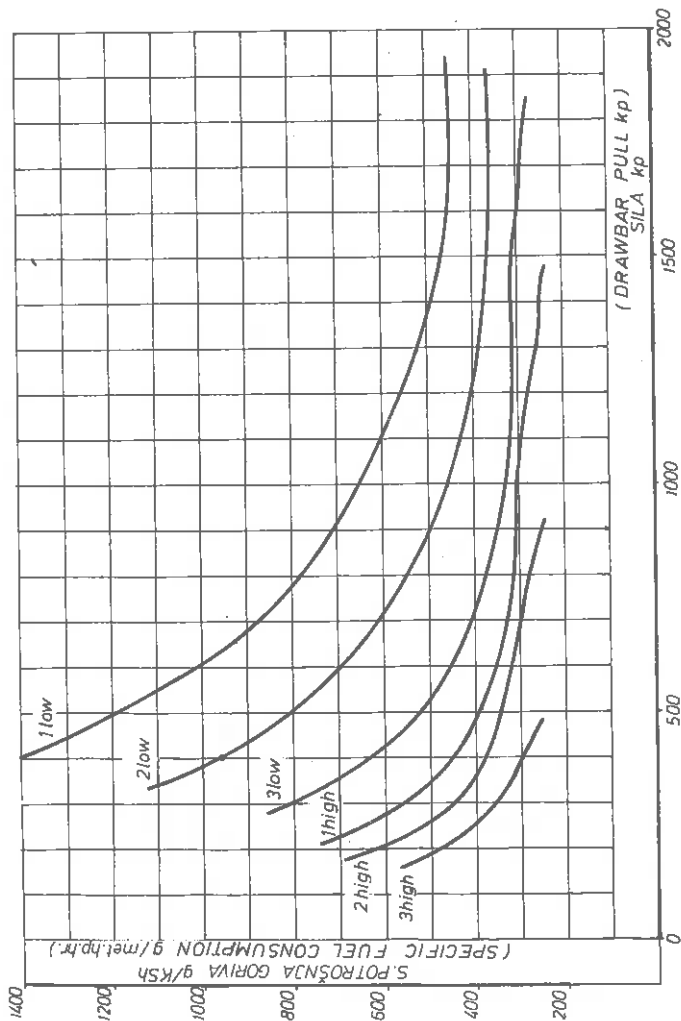
**DRAWBAR PERFORMANCE
BALLASTED TRACTOR**





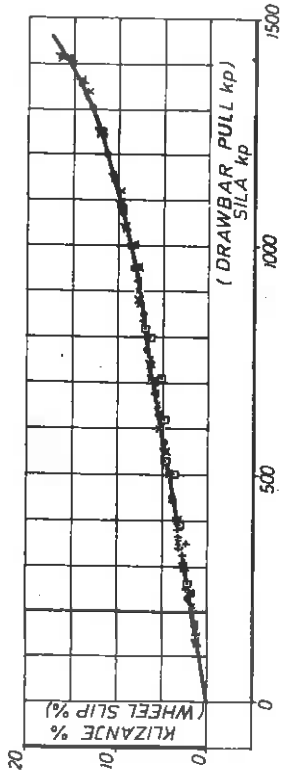


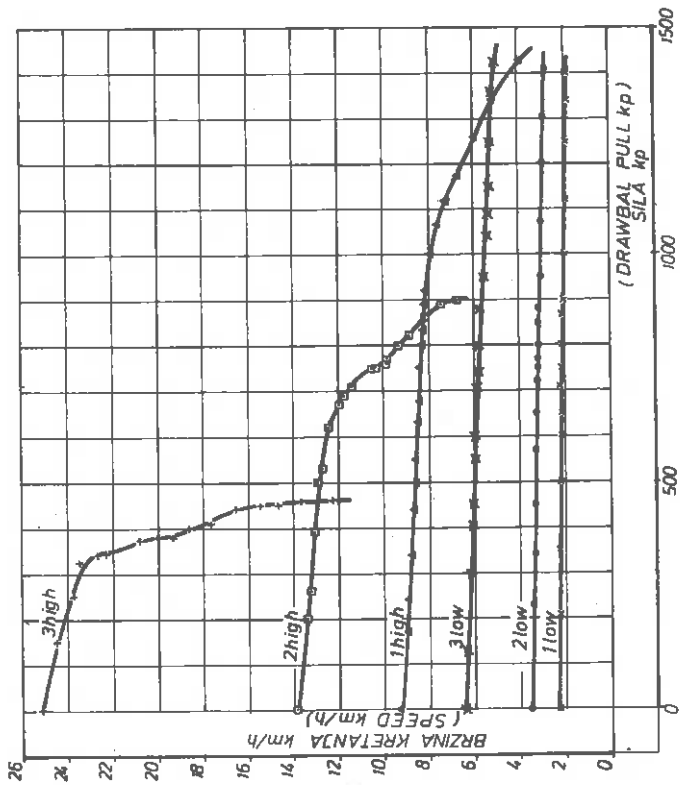


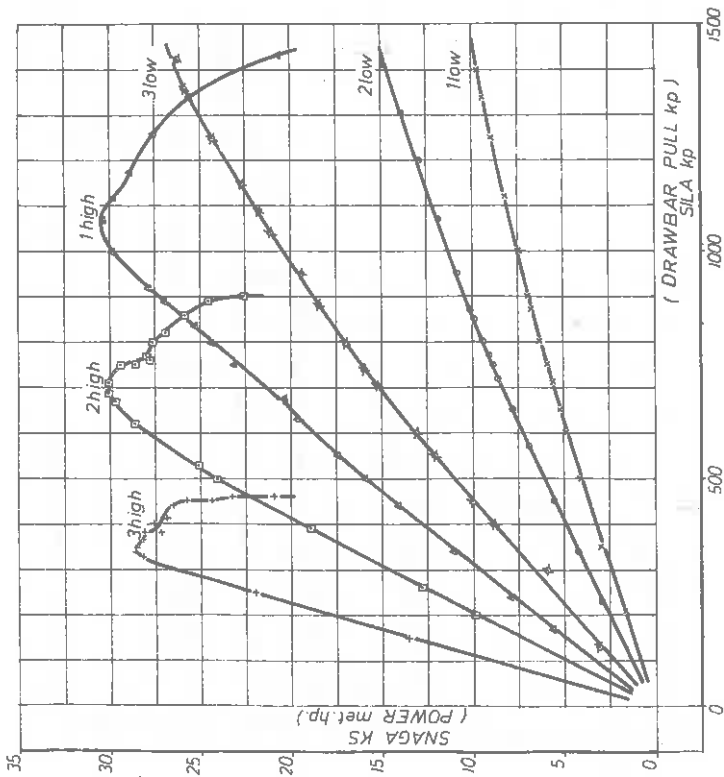


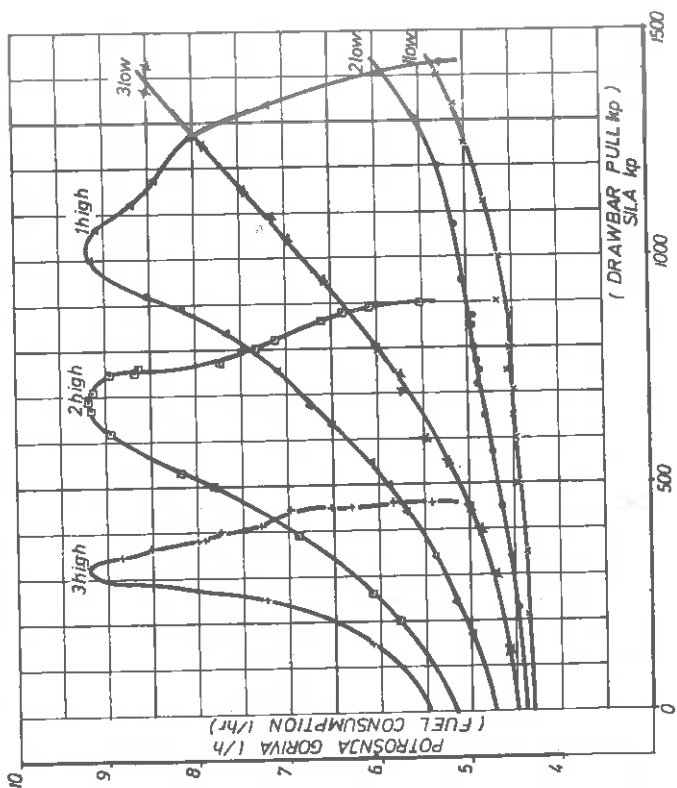


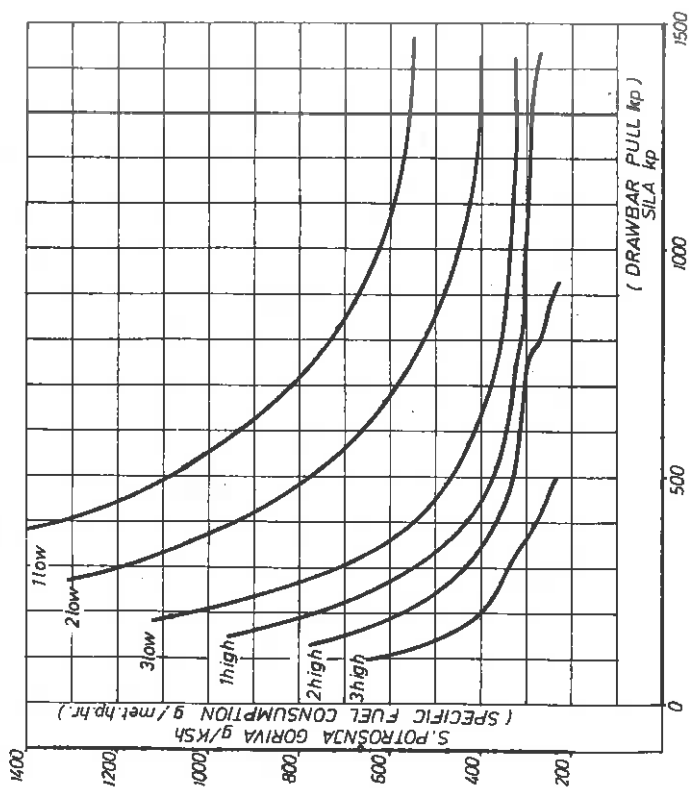
DRAWBAR PERFORMANCE
UNBALLASTED TRACTOR











(3) TURNING SPACE AND TURNING CIRCLE

Details of wheel equipment front 6 x 16"
 rear 11 x 28"
 Track of wheels front 1230 mm (48.46 in)
 rear 1325 mm (52.20 in)

results	With brakes		Without brakes	
	right-hand m (ft in)	left-hand m (ft in)	right-hand m (ft in)	left-hand m (ft in)
radius of turning space	3,27 (10'8.74)	3,51 (11'6.19)	3,60 (11'9.73)	3,91 (12'9.94)
radius of turning circle	3,16 (10'4.41)	3,40 (10'4.36)	3,49 (11'5.40)	3,80 (12'5.61)

(4) LOCATION OF CENTRE OF GRAVITY

Height above ground 785 mm (30.93 in)
 distance forward from the vertical
 plane containing the axis of the
 rear wheels 761 mm (29.98 in)
 Distance from the median plane 2 mm (0.079 in) to the left

(5) BRAKING

Date of test 18 May 1976
 Type of track Asphalt
 Type of decelerometer SIEMENS B1
 Weight of tractor ballasted for
 road work 2257 kg (4976 lb)
 Weight of unballasted tractor 1866 kg (4114 lb)



Cold brakes

	Ballasted	Without ballast
Travelling speed km/h (m.p.h.)	25(15.54)	25 (15.54)
Deceleration m/s^2 (ft/sec ²)	4,10(13.45)	3,95 (12.96)
Stopping distance m (ft)	7,20(23.62)	7,45 (24.44)
Force exerted on the brake pedal kp (lb)	50 (110)	42 (93)
Force exerted on the brake pedal to achieve a deceleration of $2.5 m/s^2$ kp (lb)	32 (70)	28 (62)

Brake fade characteristics (hot test)

	Ballasted	Unballasted
Deceleration, hot/deceleration, cold	97 %	97 %
Stopping distance, cold/stopping distance, hot	89 %	91 %
Force on pedal, cold/force on pedal, hot	85 %	88 %

Parking brake

Efficacy of handbrake

facing up slope

satisfactory

down slope

satisfactory

Pull on handbrake

34 kp (75 lb)

(6) MEASUREMENT OF AMBIENT NOISE

Date of test

6 May 1976

Type of sound level meter

Set of instruments
BRUEL & KJAER Type 2204

Type of track

Concrete

Results of test

Gear

3 high

Travelling speed before acceleration

18,7 km/h (11.62 m.p.h.)

Sound level

89,2 dB(A)

(7) NOISE MEASUREMENT AT THE DRIVER'S EAR LEVEL

Date of test	6 May 1976
Type of sound level meter and octave filter	Set of instruments BRUEL & KJAER Type 2204
Type of track	Concrete

Results of test

Gear	Travelling speed km/h (m/h)	dB(A)	Sones
1 high	8,02 (4.98)	100,0	157,8

Remark: Test was carried out with horizontal exhaust, tractor without cab

(8) POWER LIFT AND HYDRAULIC PUMP PERFORMANCE

Date and location of test	19 May 1976 Institut za mehanizaciju poljoprivrede - Zemun
---------------------------	--

Hydraulic fluid

Make and type	HENA Traktor M-80
Viscosity	83,6-91,2 Cst at 50°C
Viscosity index	minimum 125
Type of linkage lock for transp.	Mechanical, by means of chain

Pump characteristics

Opening pressure of the relief valve	173 kp/cm ² (2460 lb/in ²)
Sustained pressure by the open relief valve	189-194 kp/cm ² (2688-2759 lb/in ²)
Pump delivery at minimum pressure and rated engine speed	14,3 l/min (3.14 gal/min)
Pump delivery rate	13,2 l/min (2.90 gal/min)
Delivery pressure	170 kp/cm ² (2418 lb/in ²)
Power	4,99 metric hp (4.92 U.K.HP)

Linkage geometry when connected to the standard frame

Projected length in side view:	
lower links	864 mm (34.04 in)
lift arms	256 mm (10.09 in)
lift rods	500 mm (19.70 in)
top link	690 mm (27.19 in)
Distance of lift rod connection point from pivot point of lower link	374 mm (14.74 in)
Following dimensions are given relative to the rear wheel centre line, situated 590 mm (23.25 in) above the ground level:	
lower link pivot point	44,5 mm (1.75 in) forward 114 mm (4.49 in) below
top link pivot point	130 mm (5.12 in) behind 278 mm (10.95 in) above
lift arm pivot point	195,7 mm (7.71 in) forward 241 mm (9.49 in) above
maximum and minimum height of lower link hitch points	304 mm (11.98 in) above 377 mm (14.85 in) below
height of lower link hitch points when locked in transport position	adjustable

LIFTING HEIGHTS IN RELATION TO THE HORIZONTAL LINE PASSING THROUGH THE LOWER LINK POVERTING POINTS

cm	-26,2	-20,0	-15,0	-10,0	-5,0	0	+5,0	+10,0	+15,0	+20,0	+25,0	+30,0	+35,0	+41,9
(in)	-10,3	-7,9	-5,9	-3,9	-2,0	0	+2,0	+3,9	+5,9	+7,9	+9,8	+11,8	+13,8	+16,5

Lifting force at the hitch	1305	1330	1345	1370	1385	1405	1415	1430	1440	1445	1465	1480	1490	1515
points dp(lb)	2877	2932	2965	3020	3053	3094	3119	3152	3175	3208	3230	3263	3285	3340

(1) Maximum force exerted through whole range 1305 kp (2876 lb)

Forces were measured at 189 kp/cm² (2688 lb/in²) (maximum pressure) and the reported data were calculated to correspond to the forces obtained at 173 kp/cm² (2460 lb/in²) (maximum hydraulic power pressure).

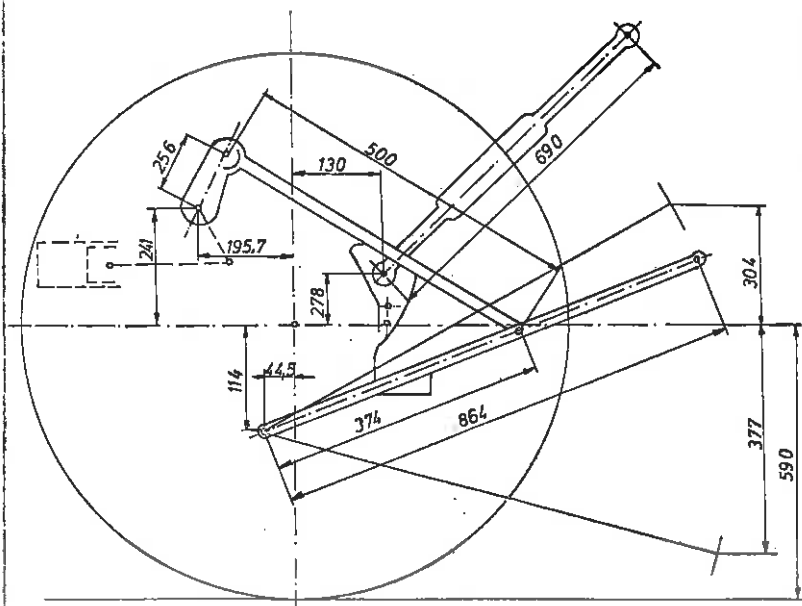
cm	-29,5	-20,0	-10,0	0	+10,0	+20,0	+30,0	+35,0	+40,0	+45,0	+50,0	+55,8
(in)	-11,6	-7,9	-3,9	0	+3,9	+7,9	+11,8	+13,8	+15,8	+17,7	+19,7	+22,0

Lifting force at the frame	1190	1180	1170	1155	1140	1125	1105	1090	1085	1060	1035	955
kp (lb)	2623	2601	2579	2546	2513	2480	2436	2403	2392	2337	2282	2105

(2) Maximum force exerted through whole range 955 kp (2105 lb)

Forces were measured at 191 kp/cm² (2716 lb/in²) (maximum pressure) and the reported data were calculated to correspond to the forces obtained at 173 kp/cm² (2460 lb/in²) (maximum hydraulic power pressure).

Uredaj za podizanje - TRAKTOR IMT-540
(Power lift linkage geometry - TRACTOR IMT-540)





Testing carried out by: A.Maričić
 M. Živković

Division Manager: N.Milovanović

Institute Director: R.Orović

Date: 18 Oktober 1976